

REGISTER / UPDATE YOUR SCOUT ACCOUNT

1. Click here to visit Ordering.CAMPMASTERS.org - This will bring you to the login screen.

2. Click the blue button:

3. On the registration form, choose ...
Scout if you have your own email
or **Parent / Guardian** if using their email

Registering as:*

Scout Parent/Guardian

4. Select Your Age ...


Are you 13 or older?:*

No Yes

5. Complete the form and submit. If you see a message that says you've previously registered, skip to step 8. Otherwise, go to step 6.

6. Head over to your email inbox and look for the email titled:
CONFIRM YOUR EMAIL TO COMPLETE YOUR REGISTRATION

Confirm your email to complete your registration >

 **Camp Masters Customer Service** <customerservice@campmasters.org>
to steph ▾

Note: Only click this link if you recently registered as a scout in the Camp Masters popcorn

[Click here to complete your registration.](#) 


7. Click on the link in the email.




ALREADY REGISTERED WITH CAMP MASTERS?

8. If you see this message, there are a few more steps. Otherwise, you can skip to the next page.
9. If you're with the same Unit, click the **green Sign In button**. If you've changed Units (*or are unsure what Unit you are assigned to in CAMP MASTERS*), Click the **blue Register button**.
10. If you clicked the blue Register button, you'll need to search for your Unit. Type your Unit, State or Council name to find your correct Unit.
11. Select your correct Unit from the dropdown list and click **Register**.
12. Head over to your email inbox and look for the email titled: **CONFIRM YOUR EMAIL TO COMPLETE YOUR REGISTRATION**

Confirm your email to complete your registration ▶

 **Camp Masters Customer Service** <customerservice@campmasters.org>
to steph ▾

Note: Only click this link if you recently registered as a scout in the Camp Masters popcorn ordering system.

[Click here to complete your registration.](#) 
13. Click on the link in the email.

Looks like you're already registered.

You can go ahead and sign in, or register again to make sure you're in the right unit.



Let's find your unit!

Search for your unit. 

Register

